

Is Proud To Offer

# Flexi-Felt®

Glide Covers



**1. Swivel**  
 #6325, #6331 or #6328



**2. Chairs**  
 #6120, #6122, #6125 or #6128



**3. Desks**  
 #6225 or #6231



**4. Sled Base Chairs**  
 #6010, #6020,  
 #6030 or #6040

**5. Clear**  
 #6815, #6820, #6825  
 or #6835



**PROTECT YOUR FLOORS!  
 SAVE ON MAINTENANCE!**


- No more unsightly tennis balls
- 100% allergen free
- 90% classroom noise reduction
- 100% wool felt offers maximum flooring protection
- Blends with flooring colour
- Compact shape reduces dirt and dust accumulation
- Lasts up to 22 times longer than tennis balls
- No risk trial guarantee – Try them for a month risk free
- Guaranteed 5 years




Carpet & Wood Leg Adaptors Also Available.  
 For more Information email: [info@swishclean.com](mailto:info@swishclean.com)

How to find the Flexi-Felt® model required for your chair visit [www.flexifelt.com/support.aspx](http://www.flexifelt.com/support.aspx)


## 1. Swivel (Also available for carpets item # 7325, 7328, 7331)

Item #	Picture	Description
6325		Swivel Foot for thin swivel footing 19mm (3/4") elevation (100/Box)
6328		Swivel Foot with high angled larger tubing for 31mm ( 1 1/4") diameter (100/Box)
6331		Swivel Foot for thick swivel footing 22mm (7/8") elevation (100/Box)


## 2. Chairs

Item #	Picture	Description
6120		Plug Ended Tube Leg for 20mm (3/4") diameter square or tubular CHAIR legs (100/Box)
6122		Plug Ended Tube Leg for 22mm (7/8") diameter square or tubular CHAIR legs (100/Box)
6125		Plug Ended Tube Leg for 25mm (1") diameter square or tubular CHAIR legs (100/Box)
6128-IEG		Plug Ended Tube Leg for 28mm (1 1/8") diameter square or tubular CHAIR legs (100/Box)


## 3. Desks

Item #	Picture	Description
6225		Non Swivel Foot Desk 25mm (1") diameter straight, square or tubular DESK legs (100/Box)
6231		Non Swivel Foot Desk 31mm (1 1/4") diameter straight, square or tubular DESK legs (100/Box)

## 4. Sled Base Chairs

Item #	Picture	Description
6010		Sled Base Chair for 10mm (3/8") diameter tubing (100/Box)
6020		Sled Base Chair for 16mm (5/8") diameter tubing (100/Box)
6030		Sled Base Chair for 22mm (7/8") diameter tubing (100/Box)
6040		Sled Base Chair for 28mm (1 1/8") diameter tubing (100 Box)

## 5. Clear (\*Note: clear model guaranteed for 1 year)

Item #	Picture	Description
6815		Clear for any shape leg fits 5/8" to 3/4" (100/Box)
6820		Clear for any shape leg fits 3/4" to 1" (100/Box)
6825		Clear for any shape leg fits 1 to 1 3/8" (100/Box)
6835		Clear for any shape leg fits 1 3/8" to 1 3/4" (100/Box)

## 6. Wooden

Item #	Picture	Description
6431		Wooden Leg adapter use with model 6325 (100/Box)